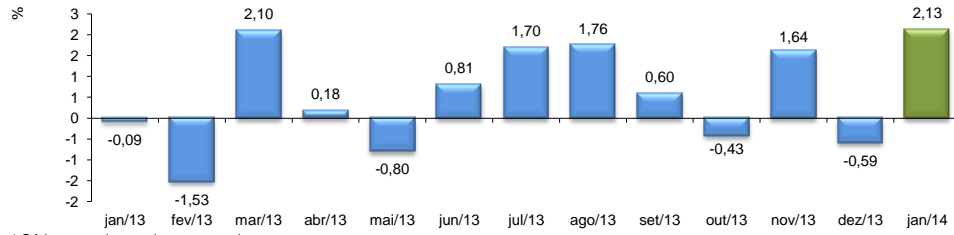


## RADAR DO COMÉRCIO

Março/2014

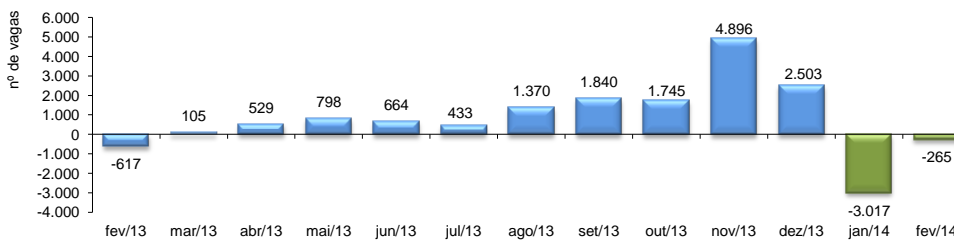
### VOLUME DE VENDAS DO COMÉRCIO VAREJISTA\* - IBGE



\* Série mensal com ajuste sazonal.

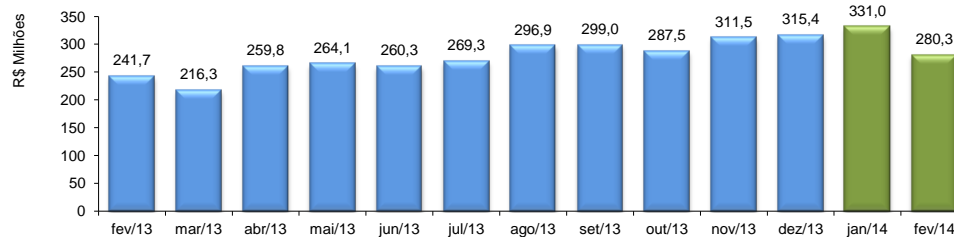
jan/2014 / jan/2013	8,27%
jan/2014 / dez/2013	2,13%
<b>Acumulado no Ano</b>	<b>8,27%</b>
<b>Últimos 12 meses</b>	<b>3,65%</b>

### EMPREGOS GERADOS NO COMÉRCIO - CAGED



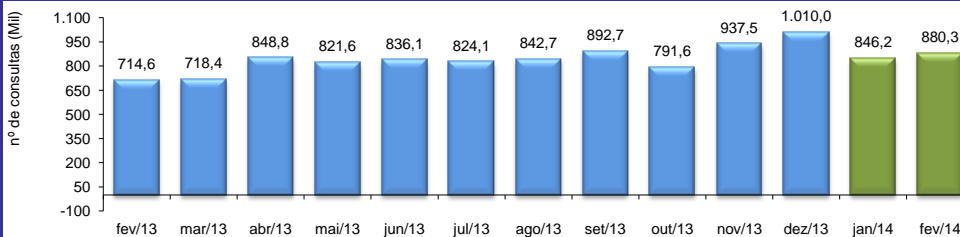
fev/2014 / fev/2013	57,05%
fev/2014 / jan/2014	91,22%
<b>Acumulado no Ano</b>	<b>11,30%</b>
<b>Últimos 12 meses</b>	<b>8,28%</b>

### ICMS DO COMÉRCIO - SEFAZ



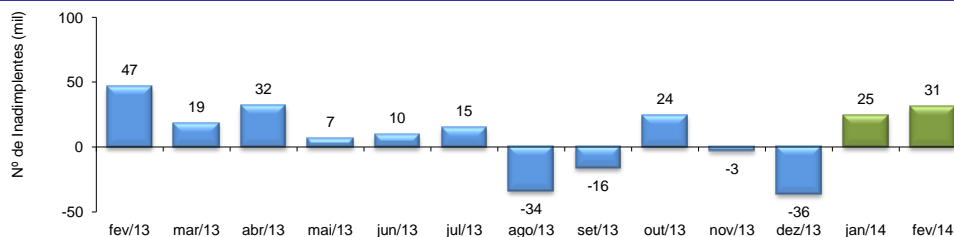
fev/2014 / fev/2013	15,94%
fev/2014 / jan/2014	-15,31%
<b>Acumulado no Ano</b>	<b>18,36%</b>
<b>Últimos 12 meses</b>	<b>17,41%</b>

### CONSULTAS AO SPC/FORTALEZA - CDL



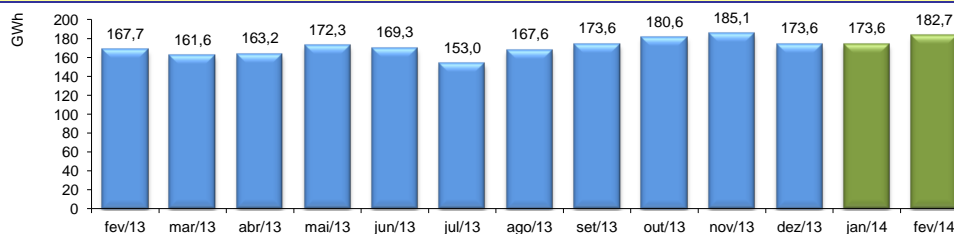
fev/2014 / fev/2013	23,19%
fev/2014 / jan/2014	4,04%
<b>Acumulado no Ano</b>	<b>13,90%</b>
<b>Últimos 12 meses</b>	<b>6,01%</b>

### FLUXO DE INADIMPLENTES CADASTRADOS NO SPC/FORTALEZA - CDL



fev/2014 / fev/2013	-33,03%
fev/2014 / jan/2014	27,59%
<b>Acumulado no Ano</b>	<b>-23,83%</b>
<b>Últimos 12 meses</b>	<b>-39,38%</b>

### CONSUMO DE ENERGIA NO COMÉRCIO - COELCE



fev/2014 / fev/2013	8,94%
fev/2014 / jan/2014	5,24%
<b>Acumulado no Ano</b>	<b>6,94%</b>
<b>Últimos 12 meses</b>	<b>8,55%</b>