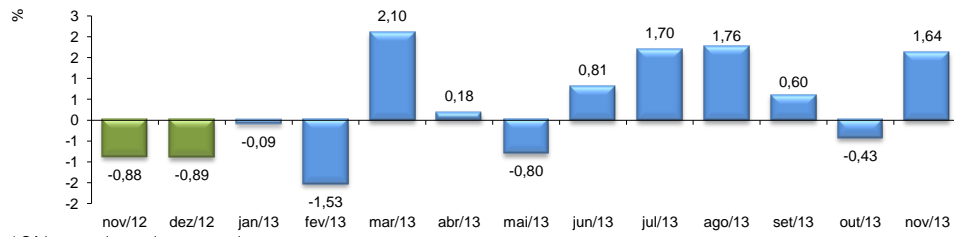


## RADAR DO COMÉRCIO

**Janeiro/2014**

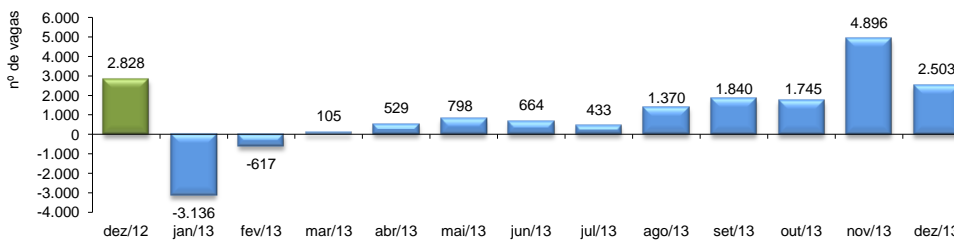
### VOLUME DE VENDAS DO COMÉRCIO VAREJISTA\* - IBGE



nov/2013 / nov/2012	5,33%
nov/2013 / out/2013	1,64%
<b>Acumulado no Ano</b>	<b>3,61%</b>
<b>Últimos 12 meses</b>	<b>3,84%</b>

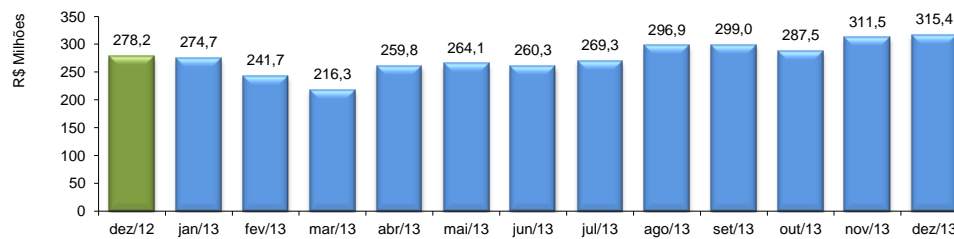
\* Série mensal com ajuste sazonal.

### EMPREGOS GERADOS NO COMÉRCIO - CAGED



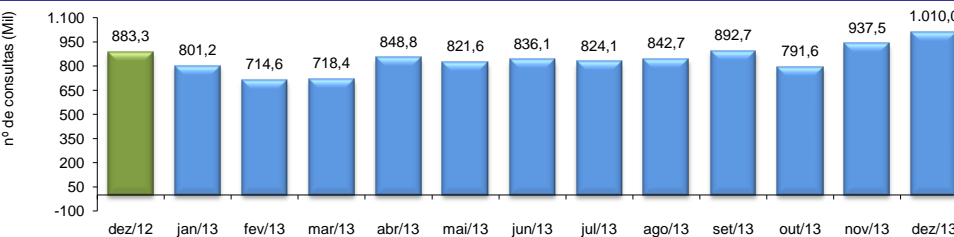
dez/2013 / dez/2012	-11,49%
dez/2013 / nov/2013	-48,88%
<b>Acumulado no Ano</b>	<b>7,51%</b>
<b>Últimos 12 meses</b>	<b>7,51%</b>

### ICMS DO COMÉRCIO - SEFAZ



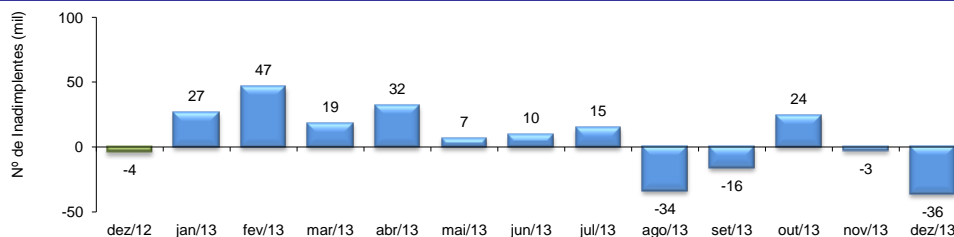
dez/2013 / dez/2012	13,35%
dez/2013 / nov/2013	1,24%
<b>Acumulado no Ano</b>	<b>16,35%</b>
<b>Últimos 12 meses</b>	<b>16,35%</b>

### CONSULTAS AO SPC/FORTALEZA - CDL



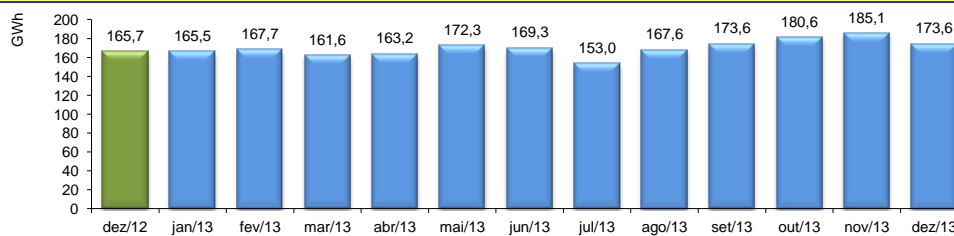
dez/2013 / dez/2012	14,35%
dez/2013 / nov/2013	7,73%
<b>Acumulado no Ano</b>	<b>5,26%</b>
<b>Últimos 12 meses</b>	<b>5,26%</b>

### FLUXO DE INADIMPLENTES CADASTRADOS NO SPC/FORTALEZA - CDL



dez/2013 / dez/2012	-749,65%
dez/2013 / nov/2013	-1045,96%
<b>Acumulado no Ano</b>	<b>5,13%</b>
<b>Últimos 12 meses</b>	<b>5,13%</b>

### CONSUMO DE ENERGIA NO COMÉRCIO - COELCE



dez/2013 / dez/2012	4,78%
dez/2013 / nov/2013	-6,18%
<b>Acumulado no Ano</b>	<b>8,73%</b>
<b>Últimos 12 meses</b>	<b>8,73%</b>