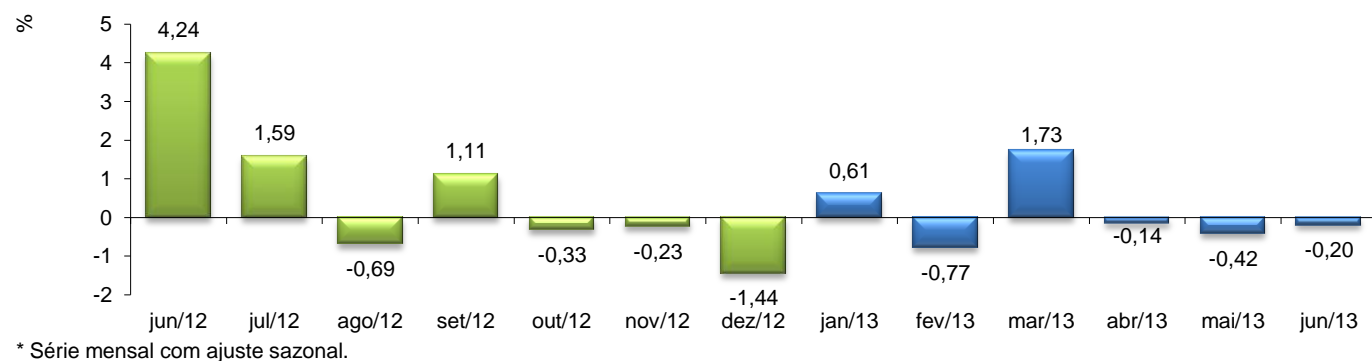


## RADAR DO COMÉRCIO

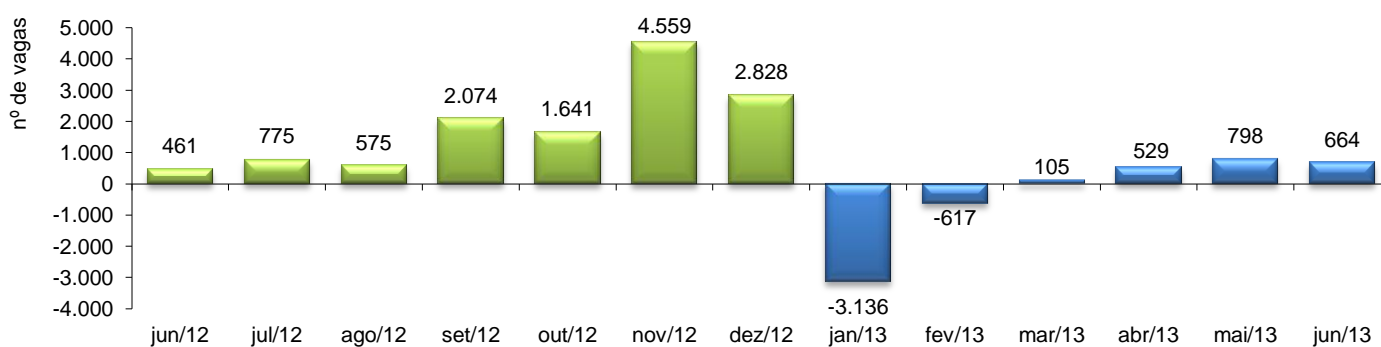
Julho/2013

### VOLUME DE VENDAS DO COMÉRCIO VAREJISTA\* - IBGE



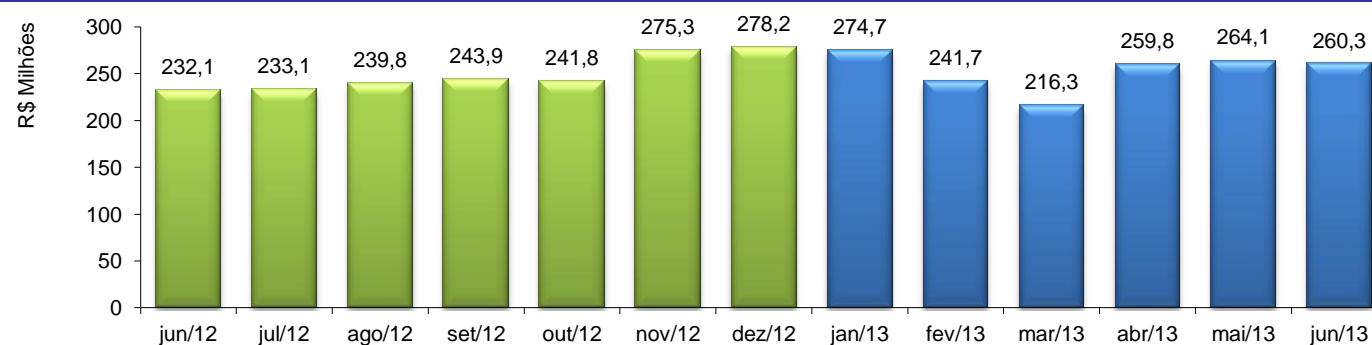
jun/2013 / jun/2012	-0,62%
jun/2013 / mai/2013	-0,20%
<b>Acumulado no Ano</b>	<b>3,80%</b>
<b>Últimos 12 meses</b>	<b>7,35%</b>

### EMPREGOS GERADOS NO COMÉRCIO - CAGED



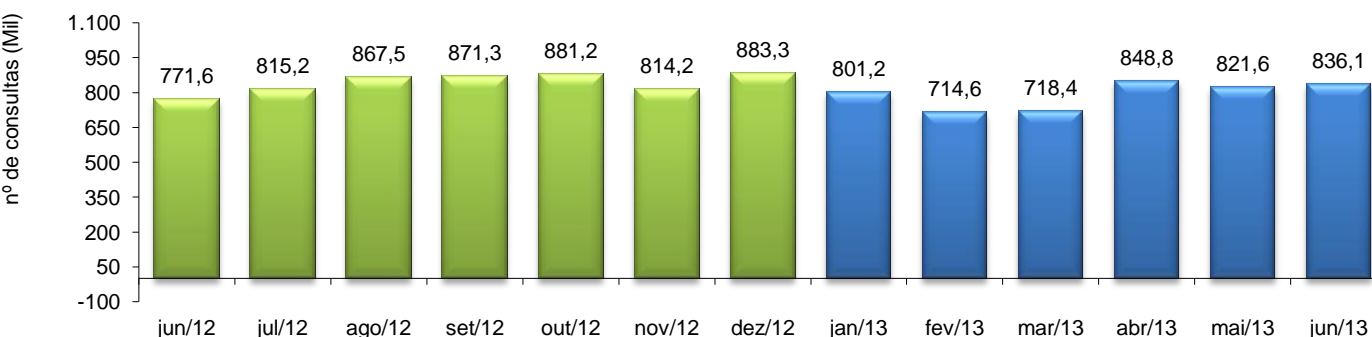
jun/2013 / jun/2012	73,10%
jun/2013 / mai/2013	-16,79%
<b>Acumulado no Ano</b>	<b>246,26%</b>
<b>Últimos 12 meses</b>	<b>-16,19%</b>

### ICMS DO COMÉRCIO - SEFAZ



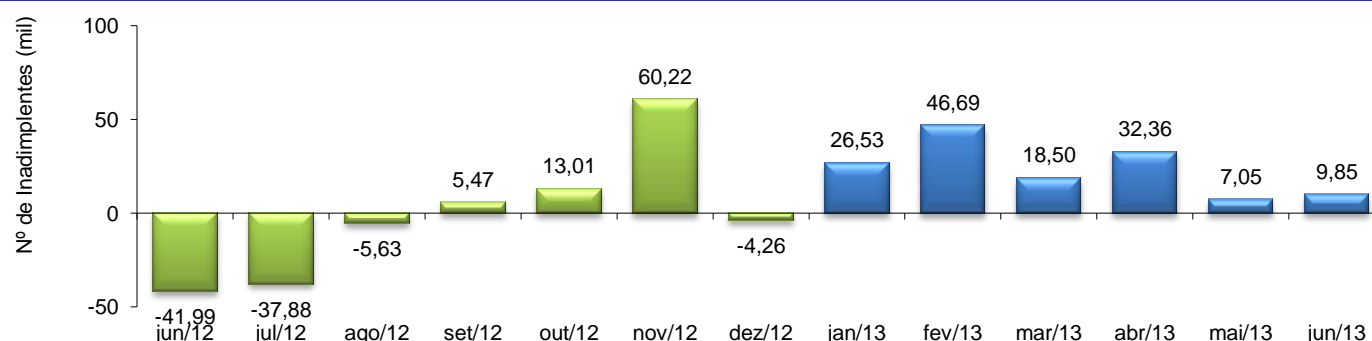
jun/2013 / jun/2012	12,14%
jun/2013 / mai/2013	-1,43%
<b>Acumulado no Ano</b>	<b>14,83%</b>
<b>Últimos 12 meses</b>	<b>14,47%</b>

### CONSULTAS AO SPC/FORTALEZA - CDL



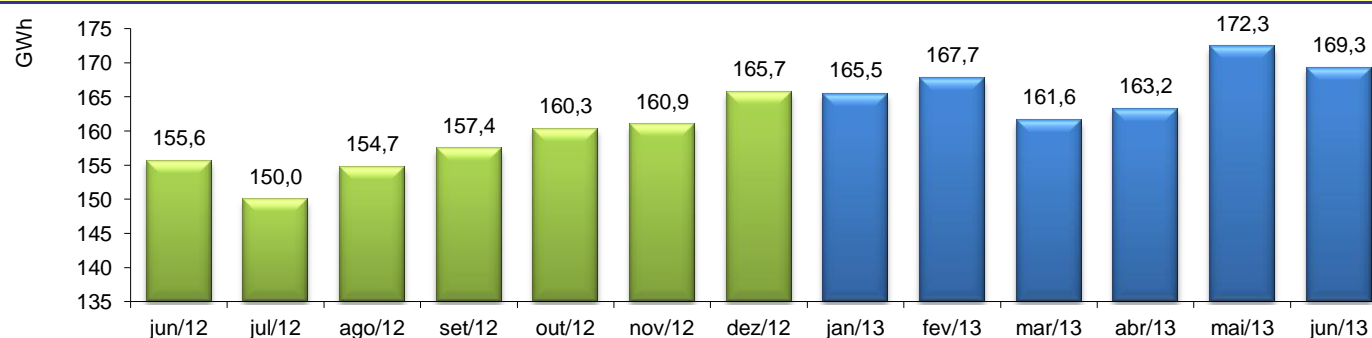
jun/2013 / jun/2012	8,36%
mai/2013 / mai/2013	1,77%
<b>Acumulado no Ano</b>	<b>224,17%</b>
<b>Últimos 12 meses</b>	<b>3,97%</b>

### FLUXO DE INADIMPLENTES CADASTRADOS NO SPC/FORTALEZA - CDL



jun/2013 / jun/2012	123,45%
jun/2013 / mai/2013	39,65%
<b>Acumulado no Ano</b>	<b>310,15%</b>
<b>Últimos 12 meses</b>	<b>219,18%</b>

### CONSUMO DE ENERGIA NO COMÉRCIO - COELCE



jun/2013 / jun/2012	8,75%
jun/2013 / mai/2013	-1,74%
<b>Acumulado no Ano</b>	<b>8,54%</b>
<b>Últimos 12 meses</b>	<b>7,74%</b>