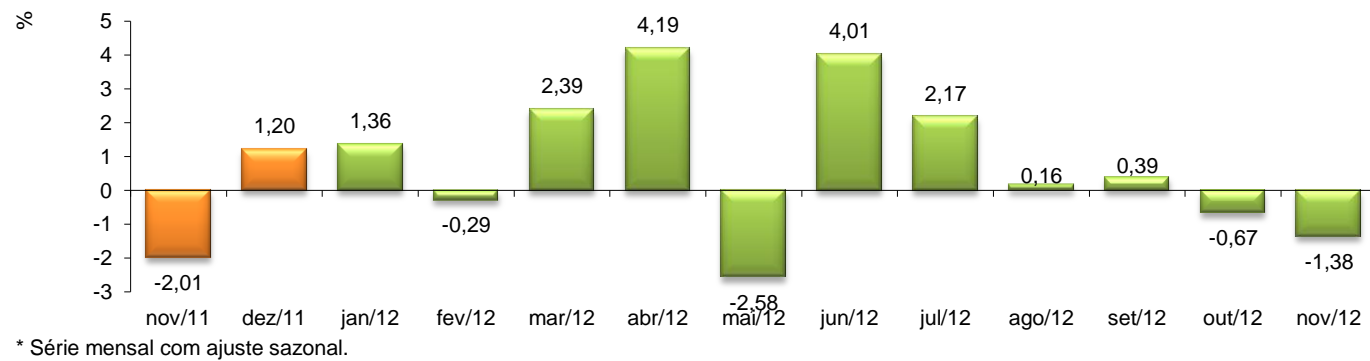


## RADAR DO COMÉRCIO

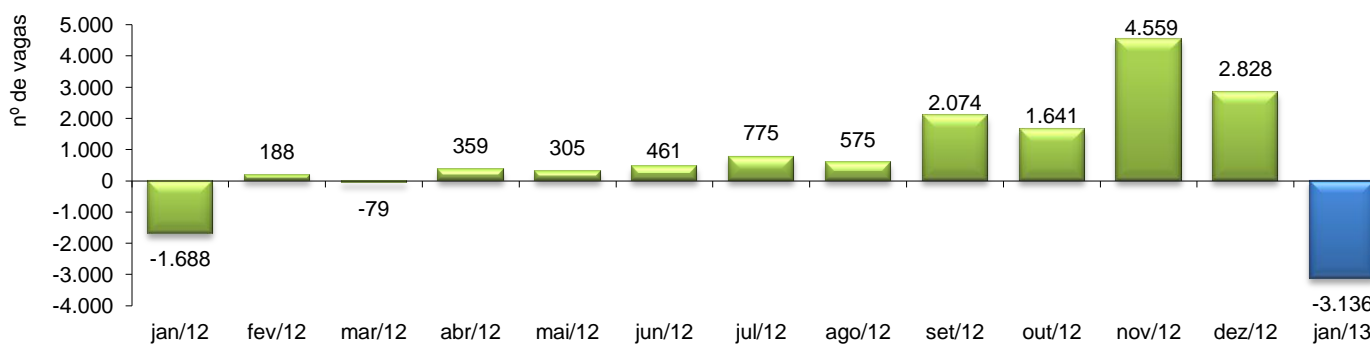
**Fevereiro/2013**

### VOLUME DE VENDAS DO COMÉRCIO VAREJISTA\* - IBGE



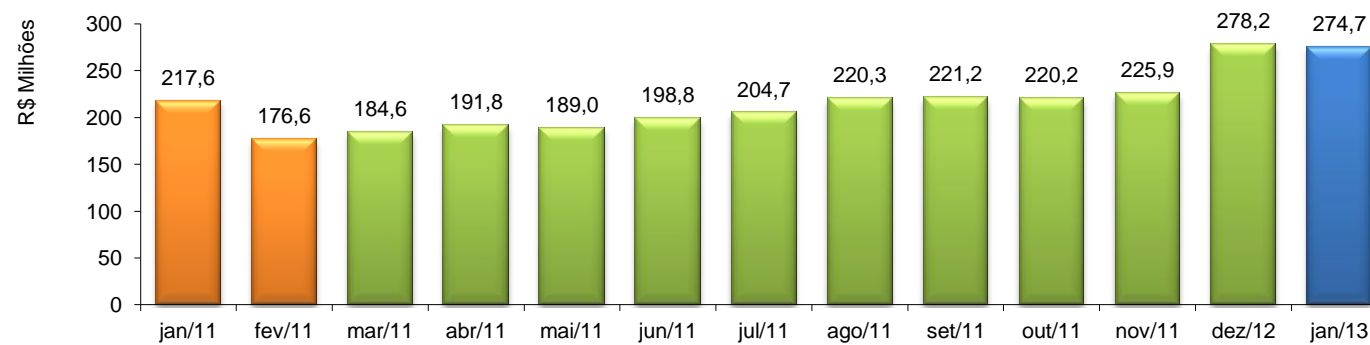
nov/2012 / nov/2011	44,19%
nov/2012 / out/2012	-1,38%
<b>Acumulado no Ano</b>	<b>12,53%</b>
<b>Últimos 12 meses</b>	<b>11,62%</b>

### EMPREGOS GERADOS NO COMÉRCIO - CAGED



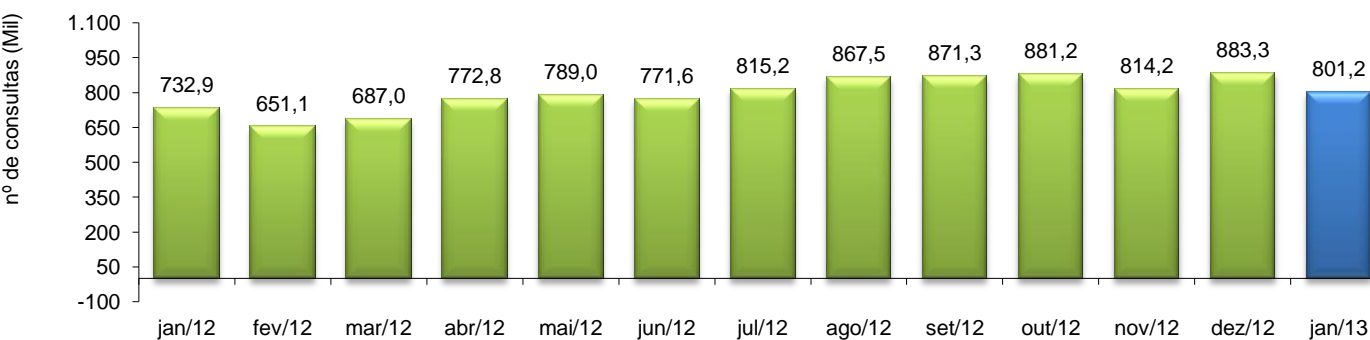
jan/2013 / jan/2012	-85,78%
jan/2013 / dez/2012	-210,89%
<b>Acumulado no Ano</b>	<b>-85,78%</b>
<b>Últimos 12 meses</b>	<b>-28,89%</b>

### ICMS DO COMÉRCIO - SEFAZ



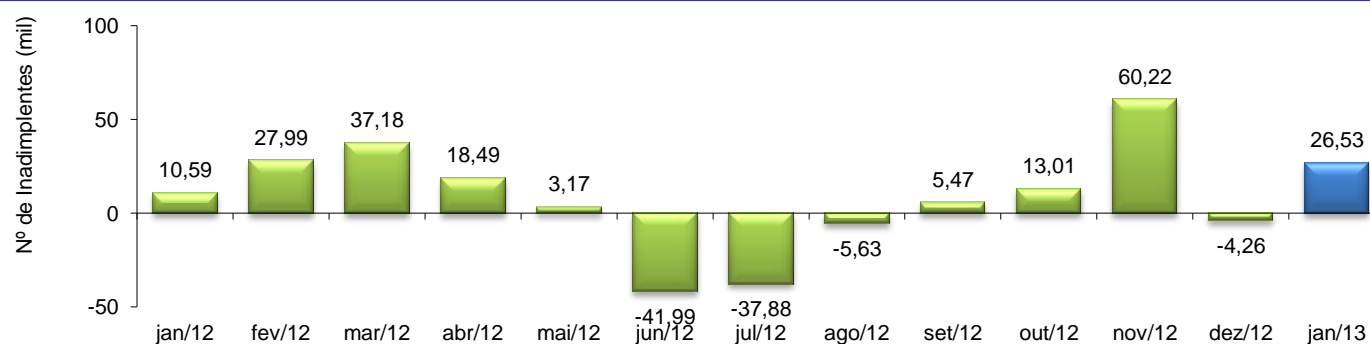
jan/2013 / jan/2012	7,11%
jan/2013 / dez/2012	-1,27%
<b>Acumulado no Ano</b>	<b>7,11%</b>
<b>Últimos 12 meses</b>	<b>13,04%</b>

### CONSULTAS AO SPC/FORTALEZA - CDL



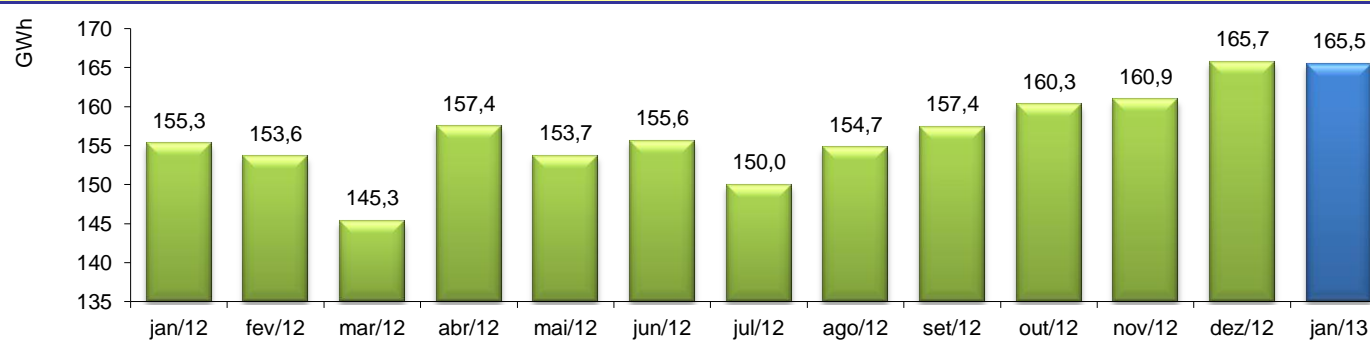
jan/2013 / jan/2012	9,31%
out/2009 / dez/2012	-9,30%
<b>Acumulado no Ano</b>	<b>1310,60%</b>
<b>Últimos 12 meses</b>	<b>6,07%</b>

### FLUXO DE INADIMPLENTES CADASTRADOS NO SPC/FORTALEZA - CDL



jan/2013 / jan/2012	150,47%
jan/2013 / dez/2012	723,06%
<b>Acumulado no Ano</b>	<b>965,94%</b>
<b>Últimos 12 meses</b>	<b>142,29%</b>

### CONSUMO DE ENERGIA NO COMÉRCIO - COELCE



jan/2013 / jan/2012	6,59%
jan/2013 / dez/2012	-0,13%
<b>Acumulado no Ano</b>	<b>6,59%</b>
<b>Últimos 12 meses</b>	<b>8,91%</b>